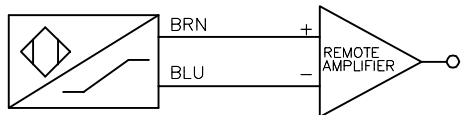
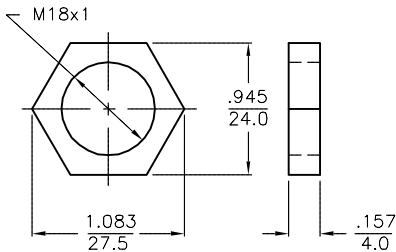
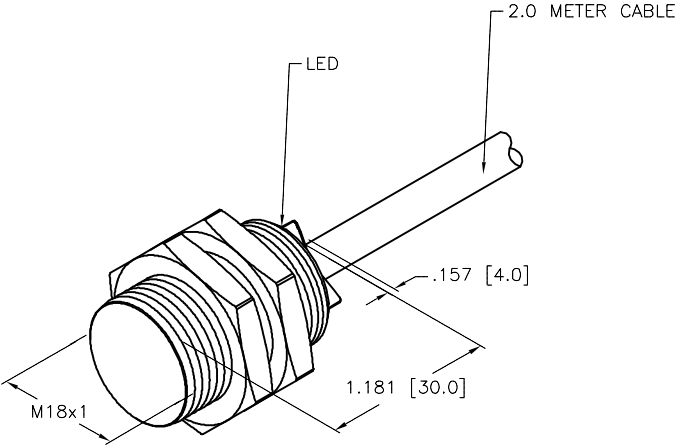


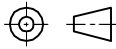
WIRING DIAGRAM	
 <p>OUTPUT: YOX</p>	

LOCKNUT LN-M18	
	

SPECIFICATIONS	
RATED OPERATING DISTANCE	5mm [.197]
MOUNTING MODE	FLUSH
MIN. REPEAT ACCURACY	≤ 2%
TEMPERATURE DRIFT	≤ ±10%
HYSTERESIS	1-10%
OPERATING TEMPERATURE	-25°C to +70°C (-13°F to +158°F)
OUTPUT FUNCTION	2-WIRE, NAMUR
SWITCHING FREQUENCY	≤ 1.0 kHz



SOURCE DRAWING - FOR REFERENCE ONLY

<div>RELATED DOCUMENTS</div> <div>1. 2. 3. 4.</div>					<div>3RD ANGLE PROJECTION</div> <div></div>		<div>THIS DRAWING IS CONFIDENTIAL AND THE PROPERTY OF TURCK INC. USE OF THIS DOCUMENT WITHOUT WRITTEN PERMISSION IS PROHIBITED.</div> <div><div><div>TURCK INC</div><div>High Technology Sensors and Automation Controls</div></div><div>3000 CAMPUS DRIVE MINNEAPOLIS, MN 55441 1-800-544-7769 (763) 553-7300 (763) 553-0708 fax turck.com</div></div>				
					<div>DRFT</div> <div>GMB</div> <div>APVD</div>		<div>DATE</div> <div>5/24/88</div> <div>SCALE</div> <div>1 = 1.0</div>		<div>DESCRIPTION</div> <div>BI 5-G18-Y0X</div>		
							<div>UNIT OF MEASUREMENT</div> <div>INCH [ MILLIMETER ]</div> <div>DO NOT SCALE THIS DRAWING</div>				
					<div>MATERIAL</div> <div>SEE NOTES</div>		<div>ALL DIMENSIONS DISPLAYED ON THIS DRAWING ARE FOR REFERENCE ONLY</div> <div>CONTACT TURCK FOR MORE INFORMATION</div>				
<div>FINISH</div> <div>SEE NOTES</div>											
E	UPDATE SPECIFICATIONS	NF	02/02/15	48841							
REV	DESCRIPTION	BY	DATE	ECO NO.							